



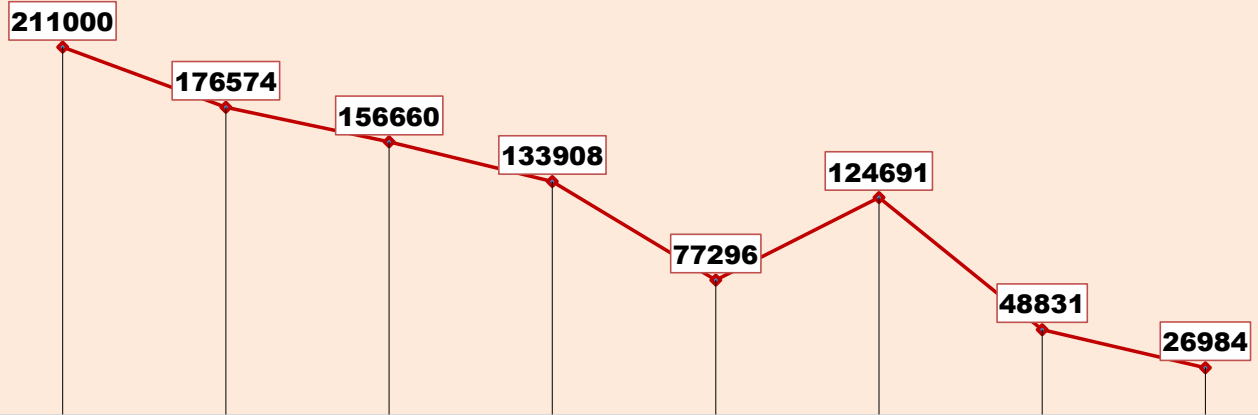
ग्रामीण गृहनिर्माण

दैनिक प्रगती अहवाल :

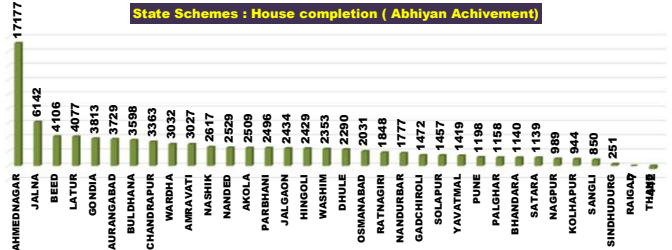
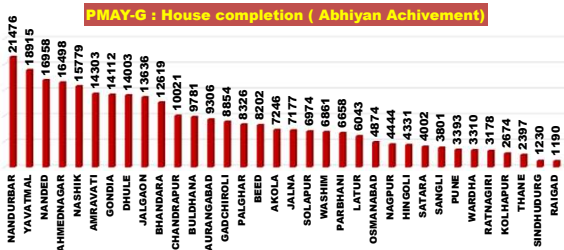
२९.०८.२०२३

प्रधानमंत्री आवास योजना ग्रामीण – मंजूरी, पूर्ण घरकुले, हप्ते वितरण, भूमिहीन, आर्थिकदृष्ट्या अपुर्ण
राज्य पुरस्कृत ग्रामीण आवास योजना – मंजूरी, पूर्ण घरकुले, हप्ते वितरण, आर्थिकदृष्ट्या अपुर्ण

योजना	एकूण मंजूरी	दैनिक मंजूरी	एकूण पूर्ण	दैनिक पूर्ण घरकुले	दैनिक पहिला हप्ता वितरीत	दैनिक दुसरा हप्ता वितरीत	दैनिक तिसरा हप्ता वितरीत
प्रधानमंत्री आवास योजना ग्रामीण	१३९२२१७	०	११७५७६२	५९०	०	०	०
राज्य योजना	६२३९४५	४६७	४४५२९०	५६२	०	०	०
एकूण	२०१६१६२	४६७	१६२१०५२	११५२	०	०	०



पहिला हप्ता मिळाल्यानंतर ३ महिने उलटूनही अपुर्ण घरकुले
पहिला हप्ता मिळाल्यानंतर ६ महिने उलटूनही अपुर्ण घरकुले
पहिला हप्ता मिळाल्यानंतर ९ महिने उलटूनही अपुर्ण घरकुले
पहिला हप्ता मिळाल्यानंतर १२ महिने उलटूनही अपुर्ण घरकुले
पहिला हप्ता मिळाल्यानंतर १८ महिने उलटूनही अपुर्ण घरकुले
पहिला हप्ता मिळाल्यानंतर १० दिवसानंतरही दुसरा हप्ता न मिळालेली घरकुले
दुसरा हप्ता मिळाल्यानंतर १० दिवसानंतरही तिसरा हप्ता न मिळालेली घरकुले
तिसरा हप्ता मिळाल्यानंतर १० दिवसानंतरही अपुर्ण घरांची संख्या

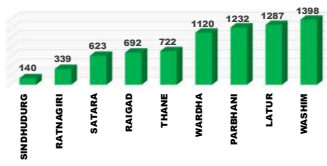


राज्य व्यवस्थापन कक्ष- ग्रामीण गृहनिर्माण

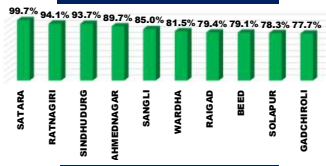
४ था मजला, दक्षिण कक्ष, सिडको भवन, सीबीडी बेलापूर, नवी मुंबई - ४०० ६१४.

Top and Bottom Ten Districts

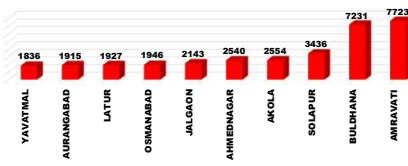
PMAY-G Delayed Houses TOP 10 Dist.



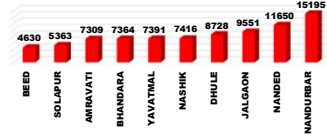
State Schemes Sanction TOP 10 Dist.



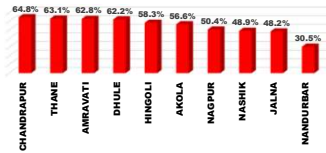
PMAY-G Remaining 1st Installments Bottom 10 Dist.



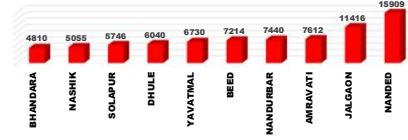
PMAY-G Delayed Houses Bottom 10 Dist.



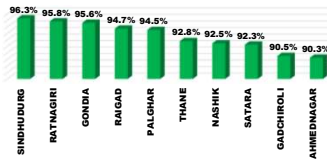
State Schemes Sanction Bottom 10 Dist.



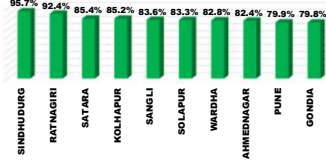
PMAY-G Remaining 2nd Installments Bottom 10 Dist.



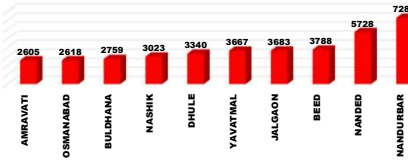
PMAY-G Completion TOP 10 Dist.



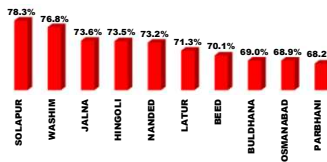
State Schemes Completion TOP 10 Dist.



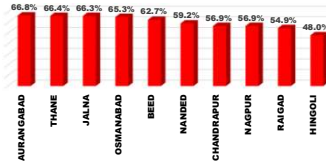
PMAY-G Remaining 3rd Installments Bottom 10 Dist.



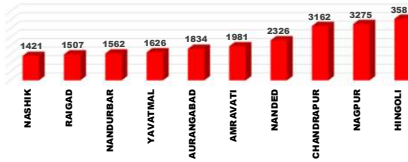
PMAY-G Completion Bottom 10 Dist.



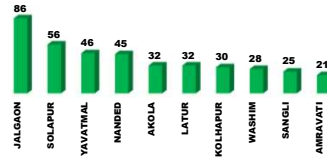
State Schemes Completion Bottom 10 Dist.



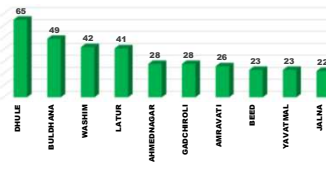
State Schemes Remaining 1st Installments Bottom 10 Dist.



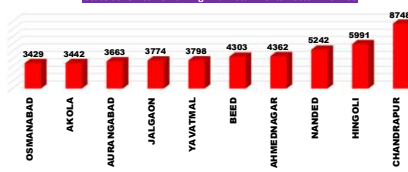
PMAY-G Daily Completion Top 10 Dist.



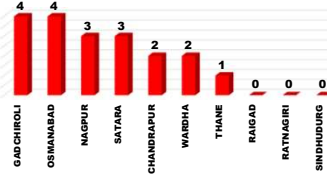
State Schemes Daily Completion Top 10 Dist.



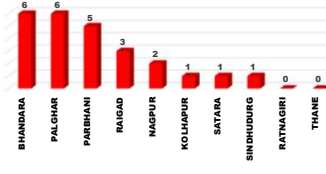
State Schemes Remaining 2nd Installments Bottom 10 Dist.



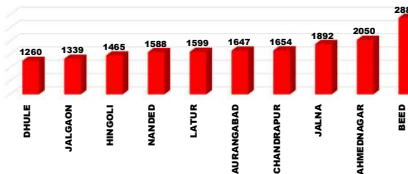
PMAY-G Daily Completion Bottom 10 Dist.



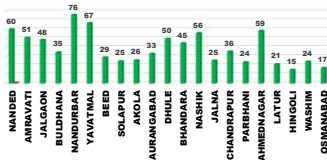
State Schemes Daily Completion Bottom 10 Dist.



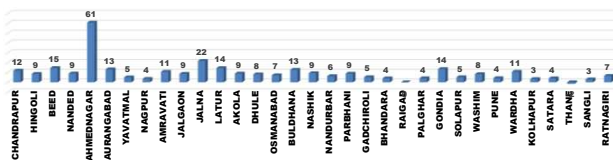
State Schemes Remaining 3rd Installments Bottom 10 Dist.



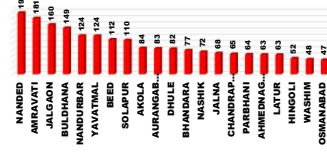
PMAY-G : Current Pace of Completion Per Day (Abhiyan)



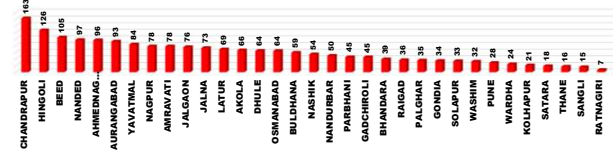
State Schemes : Current Pace of Completion Per Day (Abhiyan)



PMAY-G Required Pace of Completion Per Day



State Schemes Required Pace of Completion Per Day



प्रधानमंत्री आवास योजना ग्रामीण - मंजूरी (PWL+Awaas Plus)

Sr. No.	Division	Target (PWL+Awaas Plus)	28.08.2023	29.08.2023	Daily Achivement	Remaining
1	NASHIK DIV.	411745	411639	411639	0	106
2	AMRAVATI DIV.	269736	268831	268764	0	972
3	AURANGABAD DIV.	235426	234961	234959	0	467
4	NAGPUR DIV.	288697	288109	288090	0	607
5	KONKAN DIV.	69480	69466	69466	0	14
6	PUNE DIV.	119976	119299	119299	0	677
Total		1395060	1392305	1392217	0	2843

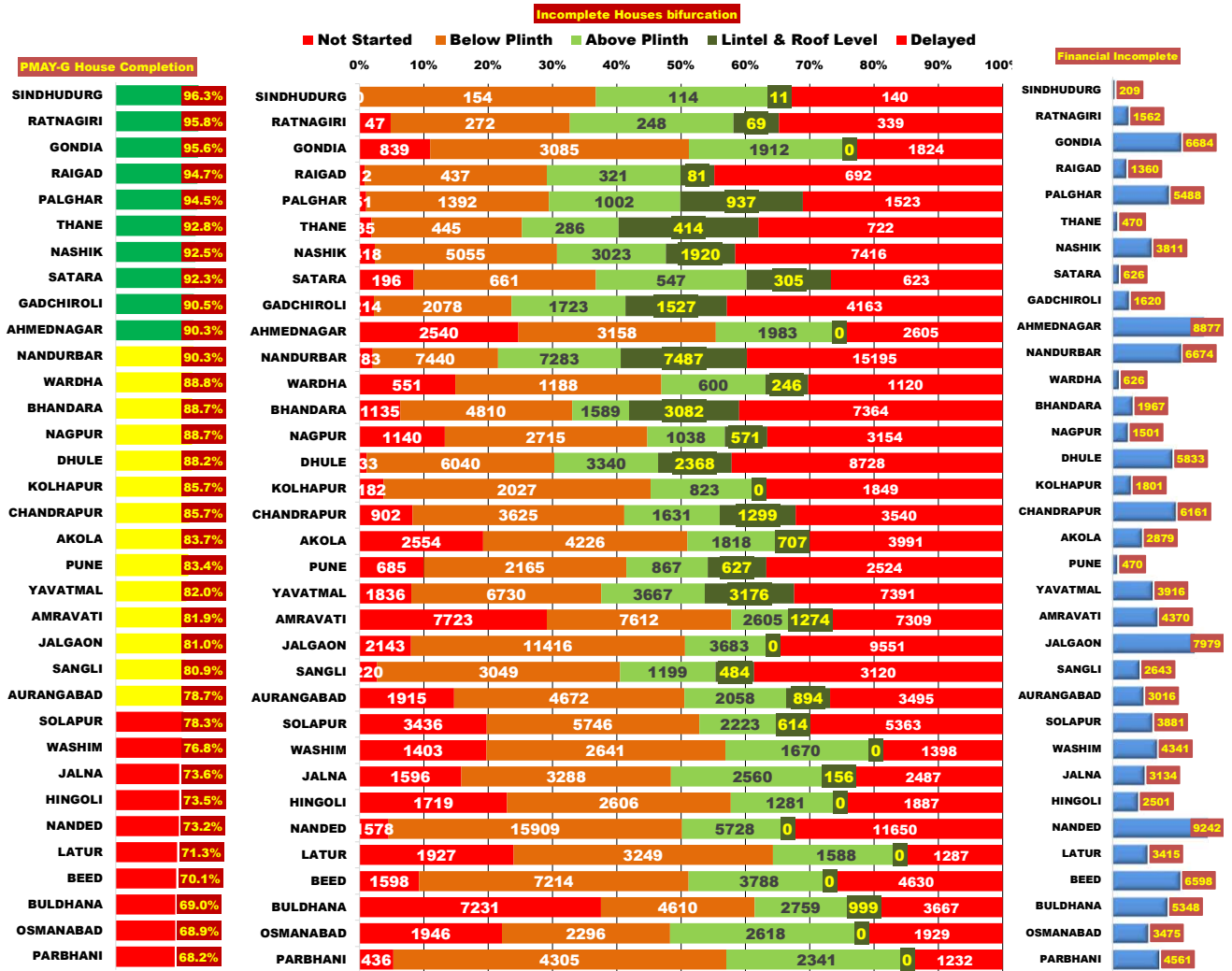
Sr. No.	District	Target (PWL+Awaas Plus)	28.08.2023	29.08.2023	Daily Achivement	Remaining
1	AHMEDNAGAR	60487	60467	60467	0	20
2	AMRAVATI	93094	92732	92732	0	362
3	AURANGABAD	36181	36139	36139	0	42
4	BEED	34846	34833	34833	0	13
5	BULDHANA	44673	44667	44667	0	6
6	CHANDRAPUR	42463	42434	42434	0	29
7	DHULE	64642	64639	64639	0	3
8	GADCHIROLI	31624	31617	31617	0	7
9	GONDIA	95976	95895	95895	0	81
10	HINGOLI	18083	18083	18083	0	0
11	JALGAON	78464	78446	78446	0	18
12	JALNA	24023	24023	24023	0	0
13	KOLHAPUR	17219	17195	17195	0	24
14	LATUR	20410	20368	20368	0	42
15	NANDURBAR	118811	118784	118784	0	27
16	NASHIK	89341	89303	89303	0	38
17	OSMANABAD	14198	14002	14002	0	196
18	PALGHAR	35188	35188	35188	0	0
19	PARBHANI	18816	18803	18803	0	13
20	PUNE	19214	19177	19177	0	37
21	RAIGAD	9819	9819	9819	0	0
22	RATNAGIRI	9793	9791	9791	0	2
23	SANGLI	21434	21342	21342	0	92
24	SATARA	14628	14499	14499	0	129
25	SINDHUDURG	5108	5096	5096	0	12
26	SOLAPUR	47481	47086	47086	0	395
27	THANE	9572	9572	9572	0	0
28	WARDHA	17925	17849	17849	0	76
29	WASHIM	19512	19361	19361	0	151
30	YAVATMAL	63933	63818	63818	0	115
31	NAGPUR	36655	36477	36476	-1	179
32	NANDED	68869	68710	68708	-2	161
33	BHANDARA	64054	63837	63819	-18	235
34	AKOLA	48524	48253	48186	-67	338
Total		1395060	1392305	1392217	0	2843

प्रधानमंत्री आवास योजना - ग्रामीण : भूमिहीन लाभार्थी अहवाल

Sr. No.	District	Google Sheet Report			AwaasSoft Report			
		Total Landless	Provided land	Remaining	Landless beneficiaries tagged in AwaasSoft	Landless beneficiaries provided land	Remaining Landless	Remaining Tag (provided land)
1	DHULE	18	18	0	18	18	0	0
2	GADCHIROLI	9	9	0	9	9	0	0
3	GONDIA	2450	2450	0	2457	2329	128	121
4	KOLHAPUR	257	257	0	253	228	25	29
5	NANDURBAR	0	0	0	0	0	0	0
6	PALGHAR	11	11	0	11	11	0	0
7	RAIGAD	6	6	0	6	6	0	0
8	RATNAGIRI	23	23	0	23	23	0	0
9	SINDHUDURG	420	420	0	418	418	0	2
10	NANDED	354	322	32	372	263	109	59
11	THANE	112	80	32	118	60	58	20
12	BEED	212	125	87	364	66	298	59
13	SANGLI	338	214	124	352	142	210	72
14	SATARA	852	699	153	855	635	220	64
15	PARBHANI	307	63	244	297	54	243	9
16	NASHIK	1794	1471	323	1686	1162	524	309
17	PUNE	2069	1603	466	2062	867	1195	736
18	WARDHA	2330	1817	513	2360	1802	558	15
19	CHANDRAPUR	2454	1914	540	2502	1615	887	299
20	NAGPUR	4583	3708	875	4595	3546	1049	162
21	HINGOLI	1713	796	917	1713	466	1247	330
22	BHANDARA	4959	4021	938	4974	4129	845	-108
23	JALNA	1359	406	953	1374	85	1289	321
24	LATUR	2193	1155	1038	2258	815	1443	340
25	JALGAON	22530	21460	1070	22575	20900	1675	560
26	WASHIM	2813	1685	1128	2860	1495	1365	190
27	AURANGABAD	3266	1700	1566	3155	1805	1350	-105
28	OSMANABAD	2258	531	1727	2144	56	2088	475
29	AKOLA	7118	5254	1864	7053	5293	1760	-39
30	YAVATMAL	3576	1656	1920	3325	1521	1804	135
31	AHMEDNAGAR	7588	5242	2346	7810	5117	2693	125
32	SOLAPUR	6500	3956	2544	6425	3940	2485	16
33	BULDHANA	15352	9266	6086	15705	9146	6559	120
34	AMRAVATI	20723	13727	6996	20368	13243	7125	484
	Total	120547	86065	34482	120497	81265	39232	5052

प्रधानमंत्री आवास योजना ग्रामीण - पूर्ण घरकूले

Sr. No.	Division	Sanction	28.08.2023	29.08.2023	Daily Achivement	Remaining	Avg. Completed Per Day From 20.11.22 to Today	To be Completed in Per Day till 30.11.23
1	AMRAVATI DIV.	268764	214117	214263	146	54501	203	586
2	AURANGABAD DIV.	234959	170968	171110	142	63849	225	687
3	NASHIK DIV.	411639	364766	364906	140	46733	289	503
4	PUNE DIV.	119299	98145	98266	121	21033	74	226
5	NAGPUR DIV.	288090	261456	261488	32	26602	189	286
6	KONKAN DIV.	69466	65720	65729	9	3737	58	40
Total		1392217	1175172	1175762	590	216455	1037	2327



प्रधानमंत्री आवास योजना ग्रामीण - पूर्ण घरकूले

Sr. No.	District	Sanction	28.08.2023	29.08.2023	Daily Achivement	Remaining	Completed & verified	To be Completed in Per Day till 30.11.23
1	JALGAON	78446	63468	63554	86	14892	61502	160
2	SOLAPUR	47086	36826	36882	56	10204	35067	110
3	YAVATMAL	63818	52277	52323	46	11495	48409	124
4	NANDED	68708	50223	50268	45	18440	47864	198
5	AKOLA	48186	40311	40343	32	7843	38881	84
6	LATUR	20368	14485	14517	32	5851	14004	63
7	KOLHAPUR	17195	14706	14736	30	2459	14333	26
8	WASHIM	19361	14839	14867	28	4494	14231	48
9	SANGLI	21342	17243	17268	25	4074	16390	44
10	AMRAVATI	92732	75907	75928	21	16804	73518	181
11	JALNA	24023	17663	17683	20	6340	16423	68
12	NANDURBAR	118784	107186	107206	20	11578	95791	124
13	BULDHANA	44667	30783	30802	19	13865	29068	149
14	DHULE	64639	56979	56998	19	7641	52658	82
15	BHANDARA	63819	56615	56631	16	7188	53203	77
16	BEED	34833	24415	24430	15	10403	22569	112
17	HINGOLI	18083	13280	13289	9	4794	12749	52
18	NASHIK	89303	82561	82570	9	6733	78887	72
19	PARBHANI	18803	12822	12831	9	5972	12218	64
20	AURANGABAD	36139	28430	28438	8	7701	26600	83
21	PALGHAR	35188	33249	33257	8	1931	31806	21
22	PUNE	19177	15996	16003	7	3174	14833	34
23	AHMEDNAGAR	60467	54572	54578	6	5889	53712	63
24	GONDIA	95895	91685	91690	5	4205	91061	45
25	GADCHIROLI	31617	28617	28621	4	2996	26075	32
26	OSMANABAD	14002	9650	9654	4	4348	8380	47
27	NAGPUR	36476	32334	32337	3	4139	31012	45
28	SATARA	14499	13374	13377	3	1122	12790	12
29	CHANDRAPUR	42434	36358	36360	2	6074	34977	65
30	WARDHA	17849	15847	15849	2	2000	15264	22
31	THANE	9572	8882	8883	1	689	8392	7
32	RAIGAD	9819	9300	9300	0	519	8968	6
33	RATNAGIRI	9791	9382	9382	0	409	9155	4
34	SINDHUDURG	5096	4907	4907	0	189	4817	2
Total		1392217	1175172	1175762	590	216455	1115607	2327

राज्यपुरस्कृत आवास योजना ग्रामीण - मंजूरी

Sr. No.	Division	Target	28.08.2023	29.08.2023	Daily Achivement	Sanction %	Remaining	Sanction State Rank
1	NAGPUR DIV.	164906	111576	111882	306	67.8%	53024	4
2	NASHIK DIV.	223812	135741	135897	156	60.7%	87915	5
3	AURANGABAD DIV.	272894	180094	180099	5	66.0%	92795	6
4	KONKAN DIV.	42658	33080	33080	0	77.5%	9578	1
5	PUNE DIV.	79045	64322	64322	0	81.4%	14723	2
6	AMRAVATI DIV.	151021	98666	98665	0	65.3%	52356	3
Total		934336	623479	623945	467	66.8%	310391	

Sr. No.	District	Target	28.08.2023	29.08.2023	Daily Achivement	Sanction %	Remaining	Sanction State Rank
1	NAGPUR	33260	16552	16774	222	50.4%	16486	30
2	DHULE	31736	19607	19741	134	62.2%	11995	26
3	CHANDRAPUR	54168	35020	35085	65	64.8%	19083	31
4	AHMEDNAGAR	56616	50739	50761	22	89.7%	5855	17
5	BHANDARA	21886	16515	16526	11	75.5%	5360	15
6	WARDHA	15839	12894	12902	8	81.5%	2937	7
7	LATUR	35737	26708	26713	5	74.7%	9024	21
8	AKOLA	34605	19579	19579	0	56.6%	15026	28
9	AURANGABAD	37348	25908	25908	0	69.4%	11440	24
10	BEED	33022	26131	26131	0	79.1%	6891	18
11	BULDHANA	28596	20082	20082	0	70.2%	8514	19
12	GADCHIROLI	19263	14970	14970	0	77.7%	4293	10
13	GONDIA	20490	15625	15625	0	76.3%	4865	12
14	HINGOLI	38763	22603	22603	0	58.3%	16160	29
15	JALGAON	33882	25223	25223	0	74.4%	8659	20
16	JALNA	41589	20065	20065	0	48.2%	21524	32
17	KOLHAPUR	16861	12933	12933	0	76.7%	3928	8
18	NANDED	33989	22160	22160	0	65.2%	11829	25
19	NANDURBAR	51879	15847	15847	0	30.5%	36032	34
20	NASHIK	49699	24325	24325	0	48.9%	25374	33
21	OSMANABAD	22755	17174	17174	0	75.5%	5581	16
22	PALGHAR	15189	10867	10867	0	71.5%	4322	11
23	PARBHANI	29691	19345	19345	0	65.2%	10346	22
24	PUNE	17129	12952	12952	0	75.6%	4177	9
25	RAIGAD	9436	7494	7494	0	79.4%	1942	5
26	RATNAGIRI	8581	8073	8073	0	94.1%	508	3
27	SANGLI	10106	8589	8589	0	85.0%	1517	4
28	SATARA	11546	11515	11515	0	99.7%	31	1
29	SINDHUDURG	2225	2084	2084	0	93.7%	141	2
30	SOLAPUR	23403	18333	18333	0	78.3%	5070	14
31	THANE	7227	4562	4562	0	63.1%	2665	6
32	WASHIM	16210	11297	11297	0	69.7%	4913	13
33	YAVATMAL	35445	24991	24991	0	70.5%	10454	23
34	AMRAVATI	36165	22717	22716	-1	62.8%	13449	27
Total		934336	623479	623945	467	66.8%	310391	

राज्यपुरस्कृत आवास योजना ग्रामीण - प्रलंबीत मंजूरी

Sr. No.	Division	रमाई आवास योजना	शबरी आवास योजना	आदीम आवास योजना	पारधी आवास योजना	य.च.मु.व योजना	धनगर आवास योजना	एकूण
1	KONKAN DIV.	1469	8038	4	45	22	0	9578
2	PUNE DIV.	10890	3621	16	15	20	161	14723
3	AMRAVATI DIV.	31967	20073	72	1	236	7	52356
4	NAGPUR DIV.	27430	23789	32	10	1747	16	53024
5	NASHIK DIV.	21477	65252	990	135	32	29	87915
6	AURANGABAD DIV.	61943	27558	64	23	2367	840	92795
	Total	155176	148331	1178	229	4424	1053	310391

Sr. No.	District	रमाई आवास योजना	शबरी आवास योजना	आदीम आवास योजना	पारधी आवास योजना	य.च.मु.व योजना	धनगर आवास योजना	एकूण
1	SATARA	19	0	0	12	0	0	31
2	SINDHUDURG	127	14	0	0	0	0	141
3	RATNAGIRI	400	84	0	2	22	0	508
4	SANGLI	1486	30	0	1	0	0	1517
5	RAIGAD	522	1402	4	14	0	0	1942
6	THANE	321	2315	0	29	0	0	2665
7	WARDHA	712	2219	6	0	0	0	2937
8	KOLHAPUR	3730	35	0	2	0	161	3928
9	PUNE	842	3315	0	0	20	0	4177
10	GADCHIROLI	1080	3213	0	0	0	0	4293
11	PALGHAR	99	4223	0	0	0	0	4322
12	GONDIA	3241	1583	26	0	0	15	4865
13	WASHIM	3625	1216	72	0	0	0	4913
14	SOLAPUR	4813	241	16	0	0	0	5070
15	BHANDARA	3871	1446	0	6	36	1	5360
16	OSMANABAD	5111	264	61	6	139	0	5581
17	AHMEDNAGAR	2653	2422	665	115	0	0	5855
18	BEED	5587	1298	0	6	0	0	6891
19	BULDHANA	5765	2742	0	0	0	7	8514
20	JALGAON	3603	5027	0	0	0	29	8659
21	LATUR	7191	933	0	0	67	833	9024
22	PARBHANI	7664	2624	3	0	55	0	10346
23	YAVATMAL	5759	4622	0	0	73	0	10454
24	AURANGABAD	7172	4261	0	7	0	0	11440
25	NANDED	5212	6617	0	0	0	0	11829
26	DHULE	3860	8014	87	2	32	0	11995
27	AMRAVATI	5253	8032	0	1	163	0	13449
28	AKOLA	11565	3461	0	0	0	0	15026
29	HINGOLI	7027	9133	0	0	0	0	16160
30	NAGPUR	12087	4391	0	4	4	0	16486
31	CHANDRAPUR	6439	10937	0	0	1707	0	19083
32	JALNA	16979	2428	0	4	2106	7	21524
33	NASHIK	10414	14950	0	10	0	0	25374
34	NANDURBAR	947	34839	238	8	0	0	36032
	Total	155176	148331	1178	229	4424	1053	310391

राज्यपुरस्कृत आवास योजना ग्रामीण - पूर्ण घरकूले

Sr. No.	Division	Sanction	28.08.2023	29.08.2023	Daily Achivement	Completion %	Remaining	To be Completed in Per Day till 30.11.23
1	AMRAVATI DIV.	98665	68947	69104	157	70.0%	29561	318
2	AURANGABAD DIV.	180099	117501	117645	144	65.3%	62454	672
3	NASHIK DIV.	135897	104225	104352	127	76.8%	31545	339
4	NAGPUR DIV.	111882	76282	76354	72	68.2%	35528	382
5	PUNE DIV.	64322	53601	53653	52	83.4%	10669	115
6	KONKAN DIV.	33080	24172	24182	10	73.1%	8898	96
	Total	623945	444728	445290	562	71.4%	178655	1921

Sr. No.	District	Sanction	28.08.2023	29.08.2023	Daily Achivement	Completion %	Remaining	To be Completed in Per Day till 30.11.23
1	DHULE	19741	13714	13779	65	69.8%	5962	64
2	BULDHANA	20082	14575	14624	49	72.8%	5458	59
3	WASHIM	11297	8290	8332	42	73.8%	2965	32
4	LATUR	26713	20266	20307	41	76.0%	6406	69
5	AHMEDNAGAR	50761	41775	41803	28	82.4%	8958	96
6	GADCHIROLI	14970	10753	10781	28	72.0%	4189	45
7	AMRAVATI	22716	15462	15488	26	68.2%	7228	78
8	BEED	26131	16366	16389	23	62.7%	9742	105
9	YAVATMAL	24991	17194	17217	23	68.9%	7774	84
10	JALNA	20065	13289	13311	22	66.3%	6754	73
11	NANDED	22160	13097	13118	21	59.2%	9042	97
12	PUNE	12952	10327	10347	20	79.9%	2605	28
13	AKOLA	19579	13426	13443	17	68.7%	6136	66
14	SANGLI	8589	7164	7180	16	83.6%	1409	15
15	GONDIA	15625	12448	12463	15	79.8%	3162	34
16	SOLAPUR	18333	15259	15273	14	83.3%	3060	33
17	JALGAON	25223	18186	18199	13	72.2%	7024	76
18	NASHIK	24325	19316	19329	13	79.5%	4996	54
19	WARDHA	12902	10673	10686	13	82.8%	2216	24
20	AURANGABAD	25908	17291	17302	11	66.8%	8606	93
21	OSMANABAD	17174	11212	11223	11	65.3%	5951	64
22	HINGOLI	22603	10841	10851	10	48.0%	11752	126
23	CHANDRAPUR	35085	19960	19968	8	56.9%	15117	163
24	NANDURBAR	15847	11234	11242	8	70.9%	4605	50
25	BHANDARA	16526	12905	12911	6	78.1%	3615	39
26	PALGHAR	10867	7582	7588	6	69.8%	3279	35
27	PARBHANI	19345	15139	15144	5	78.3%	4201	45
28	RAIGAD	7494	4110	4113	3	54.9%	3381	36
29	NAGPUR	16774	9543	9545	2	56.9%	7229	78
30	KOLHAPUR	12933	11022	11023	1	85.2%	1910	21
31	SATARA	11515	9829	9830	1	85.4%	1685	18
32	SINDHUDURG	2084	1994	1995	1	95.7%	89	1
33	RATNAGIRI	8073	7457	7457	0	92.4%	616	7
34	THANE	4562	3029	3029	0	66.4%	1533	16
	Total	623945	444728	445290	562	71.4%	178655	1921

राज्य योजना अपूर्ण घरकुले

Sr. No.	Division	रमाई आवास योजना	शबरी आवास योजना	आदीम आवास योजना	पारधी आवास योजना	य.च.मु.व योजना	धनगर आवास योजना	एकूण
1	KONKAN DIV.	1056	7484	243	95	8	12	8898
2	PUNE DIV.	9282	955	4	11	53	364	10669
3	AMRAVATI DIV.	17378	10866	181	54	1000	82	29561
4	NASHIK DIV.	11946	14972	3927	490	47	163	31545
5	NAGPUR DIV.	11184	19283	533	39	4468	21	35528
6	AURANGABAD DIV.	52677	8931	149	137	462	98	62454
	Total	103523	62491	5037	826	6038	740	178655

Sr. No.	District	रमाई आवास योजना	शबरी आवास योजना	आदीम आवास योजना	पारधी आवास योजना	य.च.मु.व योजना	धनगर आवास योजना	एकूण
1	SINDHUDURG	88	1	0	0	0	0	89
2	RATNAGIRI	400	21	187	0	8	0	616
3	SATARA	1609	39	0	4	33	0	1685
4	KOLHAPUR	1508	12	0	7	19	364	1910
5	SANGLI	1398	7	4	0	0	0	1409
6	SOLAPUR	2981	78	0	0	1	0	3060
7	WARDHA	1354	617	245	0	0	0	2216
8	AHMEDNAGAR	2626	2194	3644	474	20	0	8958
9	PUNE	1786	819	0	0	0	0	2605
10	GONDIA	1416	1458	288	0	0	0	3162
11	NASHIK	2578	2418	0	0	0	0	4996
12	PARBHANI	3276	606	124	0	195	0	4201
13	BHANDARA	1553	1223	0	8	810	21	3615
14	LATUR	6270	136	0	0	0	0	6406
15	WASHIM	1813	967	181	1	0	3	2965
16	BULDHANA	4888	491	0	0	0	79	5458
17	JALGAON	3370	3491	0	0	0	163	7024
18	GADCHIROLI	1372	2803	0	14	0	0	4189
19	NANDURBAR	1000	3559	46	0	0	0	4605
20	PALGHAR	65	3173	0	41	0	0	3279
21	DHULE	2372	3310	237	16	27	0	5962
22	YAVATMAL	2372	4548	0	2	852	0	7774
23	AKOLA	4809	1311	0	16	0	0	6136
24	AMRAVATI	3496	3549	0	35	148	0	7228
25	AURANGABAD	7248	1330	0	28	0	0	8606
26	THANE	257	1268	0	8	0	0	1533
27	JALNA	6397	76	0	66	117	98	6754
28	OSMANABAD	5668	78	25	30	150	0	5951
29	BEED	9260	475	0	7	0	0	9742
30	NANDED	8594	442	0	6	0	0	9042
31	CHANDRAPUR	4622	6827	0	17	3651	0	15117
32	NAGPUR	867	6355	0	0	7	0	7229
33	RAIGAD	246	3021	56	46	0	12	3381
34	HINGOLI	5964	5788	0	0	0	0	11752
	Total	103523	62491	5037	826	6038	740	178655

प्रधानमंत्री आवास योजना ग्रामीण - हप्ते वितरण

Sr. No.	Division	1st Installment (Daily Achivement)	1st Installment Remaining	2nd Installment (Daily Achivement)	2nd Installment Remaining	3rd Installment (Daily Achivement)	3rd Installment Remaining
1	NASHIK DIV.	0	6117	0	33109	0	19312
2	AMRAVATI DIV.	0	20747	0	25819	0	12519
3	AURANGABAD DIV.	0	12715	0	43539	0	21962
4	NAGPUR DIV.	0	4781	0	17501	0	8493
5	KONKAN DIV.	0	145	0	2700	0	1971
6	PUNE DIV.	0	4719	0	13648	0	5659
	Total	0	49224	0	136316	0	69916

PMAY-G 1st Ins Pending

SINDHUDURG	0
RAIGAD	12
THANE	35
RATNAGIRI	47
PALGHAR	51
KOLHAPUR	182
SATARA	196
GADCHIROLI	214
SANGLI	220
DHULE	233
NASHIK	418
PARBHANI	436
WARDHA	551
PUNE	685
NANDURBAR	783
GONDIA	839
CHANDRAPUR	902
BHANDARA	1135
NAGPUR	1140
WASHIM	1403
NANDED	1578
JALNA	1596
BEED	1598
HINGOLI	1719
YAVATMAL	1836
AURANGABAD	1915
LATUR	1927
OSMANABAD	1946
JALGAON	2143
AHMEDNAGAR	2540
AKOLA	2554
SOLAPUR	3436
BULDHANA	7231
AMRAVATI	7723

PMAY-G 2nd Ins Pending

SINDHUDURG	154
RATNAGIRI	272
RAIGAD	437
THANE	445
SATARA	661
WARDHA	1188
PALGHAR	1392
KOLHAPUR	2027
GADCHIROLI	2078
PUNE	2165
OSMANABAD	2296
HINGOLI	2606
WASHIM	2641
NAGPUR	2715
SANGLI	3049
GONDIA	3085
AHMEDNAGAR	3158
LATUR	3249
JALNA	3288
CHANDRAPUR	3625
AKOLA	4226
PARBHANI	4305
BULDHANA	4610
AURANGABAD	4672
BHANDARA	4810
NASHIK	5055
SOLAPUR	5746
DHULE	6040
YAVATMAL	6730
BEED	7214
NANDURBAR	7440
AMRAVATI	7612
JALGAON	11416
NANDED	15909

PMAY-G 3rd Ins Pending

SINDHUDURG	114
RATNAGIRI	248
THANE	286
RAIGAD	321
SATARA	547
WARDHA	600
KOLHAPUR	823
PUNE	867
PALGHAR	1002
NAGPUR	1038
SANGLI	1199
HINGOLI	1281
LATUR	1588
BHANDARA	1589
CHANDRAPUR	1631
WASHIM	1670
GADCHIROLI	1723
AKOLA	1818
GONDIA	1912
AHMEDNAGAR	1983
AURANGABAD	2058
SOLAPUR	2223
PARBHANI	2341
JALNA	2560
AMRAVATI	2605
OSMANABAD	2618
BULDHANA	2759
NASHIK	3023
DHULE	3340
YAVATMAL	3667
JALGAON	3683
BEED	3788
NANDED	5728
NANDURBAR	7283

प्रधानमंत्री आवास योजना ग्रामीण - हप्ते वितरण

Sr. No.	District	1st Installment (Daily Achivement)	1st Installment Remaining	2nd Installment (Daily Achivement)	2nd Installment Remaining	3rd Installment (Daily Achivement)	3rd Installment Remaining
1	AHMEDNAGAR	0	2540	0	3158	0	1983
2	AKOLA	0	2554	0	4226	0	1818
3	AMRAVATI	0	7723	0	7612	0	2605
4	AURANGABAD	0	1915	0	4672	0	2058
5	BEED	0	1598	0	7214	0	3788
6	BHANDARA	0	1135	0	4810	0	1589
7	BULDHANA	0	7231	0	4610	0	2759
8	CHANDRAPUR	0	902	0	3625	0	1631
9	DHULE	0	233	0	6040	0	3340
10	GADCHIROLI	0	214	0	2078	0	1723
11	GONDIA	0	839	0	3085	0	1912
12	HINGOLI	0	1719	0	2606	0	1281
13	JALGAON	0	2143	0	11416	0	3683
14	JALNA	0	1596	0	3288	0	2560
15	KOLHAPUR	0	182	0	2027	0	823
16	LATUR	0	1927	0	3249	0	1588
17	NAGPUR	0	1140	0	2715	0	1038
18	NANDED	0	1578	0	15909	0	5728
19	NANDURBAR	0	783	0	7440	0	7283
20	NASHIK	0	418	0	5055	0	3023
21	OSMANABAD	0	1946	0	2296	0	2618
22	PALGHAR	0	51	0	1392	0	1002
23	PARBHANI	0	436	0	4305	0	2341
24	PUNE	0	685	0	2165	0	867
25	RAIGAD	0	12	0	437	0	321
26	RATNAGIRI	0	47	0	272	0	248
27	SANGLI	0	220	0	3049	0	1199
28	SINDHUDURG	0	0	0	154	0	114
29	SOLAPUR	0	3436	0	5746	0	2223
30	THANE	0	35	0	445	0	286
31	WARDHA	0	551	0	1188	0	600
32	WASHIM	0	1403	0	2641	0	1670
33	YAVATMAL	0	1836	0	6730	0	3667
34	SATARA	-6	196	0	661	0	547
	Total	0	49224	0	136316	0	69916

राज्यपुरस्कृत आवास योजना ग्रामीण - हप्ते वितरण

Sr. No.	Division	1st Installment (Daily Achivement)	1st Installment Remaining	2nd Installment (Daily Achivement)	2nd Installment Remaining	3rd Installment (Daily Achivement)	3rd Installment Remaining
1	NASHIK DIV.	0	6356	0	12656	0	6310
2	AMRAVATI DIV.	0	5309	0	13838	0	4667
3	AURANGABAD DIV.	0	12793	0	30340	0	13302
4	NAGPUR DIV.	0	9157	0	17228	0	4225
5	KONKAN DIV.	0	2687	0	3094	0	1261
6	PUNE DIV.	0	2493	0	4321	0	1768
	Total	0	38795	0	81477	0	31533

State Schemes 1st Ins Pending

SINDHUDURG	5
RATNAGIRI	51
PALGHAR	149
SANGLI	163
PUNE	335
BULDHANA	477
KOLHAPUR	512
WARDHA	522
SOLAPUR	563
WASHIM	578
GONDIA	596
AKOLA	647
PARBHANI	678
BHANDARA	749
GADCHIROLI	853
SATARA	920
JALNA	930
THANE	975
LATUR	978
DHULE	1019
JALGAON	1024
OSMANABAD	1171
BEED	1295
AHMEDNAGAR	1330
NASHIK	1421
RAIGAD	1507
NANDURBAR	1562
YAVATMAL	1626
AURANGABAD	1834
AMRAVATI	1981
NANDED	2326
CHANDRAPUR	3162
NAGPUR	3275
HINGOLI	3581

State Schemes 2nd Ins Pending

SINDHUDURG	52
RATNAGIRI	165
THANE	232
SATARA	298
SANGLI	680
NANDURBAR	738
WARDHA	914
KOLHAPUR	969
RAIGAD	1005
PUNE	1024
SOLAPUR	1350
GONDIA	1426
GADCHIROLI	1433
WASHIM	1509
BHANDARA	1535
NASHIK	1589
PALGHAR	1640
BULDHANA	1758
DHULE	2193
PARBHANI	2389
JALNA	2449
LATUR	2874
NAGPUR	3172
AMRAVATI	3331
OSMANABAD	3429
AKOLA	3442
AURANGABAD	3663
JALGAON	3774
YAVATMAL	3798
BEED	4303
AHMEDNAGAR	4362
NANDED	5242
HINGOLI	5991
CHANDRAPUR	8748

State Schemes 3rd Ins Pending

SINDHUDURG	21
RATNAGIRI	128
THANE	128
SATARA	202
WARDHA	253
KOLHAPUR	263
SANGLI	284
NAGPUR	352
BHANDARA	369
RAIGAD	415
PUNE	459
SOLAPUR	560
PALGHAR	569
GONDIA	692
WASHIM	721
AMRAVATI	775
NASHIK	808
NANDURBAR	853
GADCHIROLI	905
AKOLA	979
PARBHANI	994
BULDHANA	1061
YAVATMAL	1131
OSMANABAD	1235
DHULE	1260
JALGAON	1339
HINGOLI	1465
NANDED	1588
LATUR	1599
AURANGABAD	1647
CHANDRAPUR	1654
JALNA	1892
AHMEDNAGAR	2050
BEED	2882

राज्यपुरस्कृत आवास योजना ग्रामीण -हप्ते वितरण

Sr. No.	District	1st Installment (Daily Achivement)	1st Installment Remaining	2nd Installment (Daily Achivement)	2nd Installment Remaining	3rd Installment (Daily Achivement)	3rd Installment Remaining
1	AHMEDNAGAR	0	1330	0	4362	0	2050
2	AKOLA	0	647	0	3442	0	979
3	AMRAVATI	0	1981	0	3331	0	775
4	AURANGABAD	0	1834	0	3663	0	1647
5	BEED	0	1295	0	4303	0	2882
6	BHANDARA	0	749	0	1535	0	369
7	BULDHANA	0	477	0	1758	0	1061
8	CHANDRAPUR	0	3162	0	8748	0	1654
9	DHULE	0	1019	0	2193	0	1260
10	GADCHIROLI	0	853	0	1433	0	905
11	GONDIA	0	596	0	1426	0	692
12	HINGOLI	0	3581	0	5991	0	1465
13	JALGAON	0	1024	0	3774	0	1339
14	JALNA	0	930	0	2449	0	1892
15	KOLHAPUR	0	512	0	969	0	263
16	LATUR	0	978	0	2874	0	1599
17	NAGPUR	0	3275	0	3172	0	352
18	NANDED	0	2326	0	5242	0	1588
19	NANDURBAR	0	1562	0	738	0	853
20	NASHIK	0	1421	0	1589	0	808
21	OSMANABAD	0	1171	0	3429	0	1235
22	PALGHAR	0	149	0	1640	0	569
23	PARBHANI	0	678	0	2389	0	994
24	PUNE	0	335	0	1024	0	459
25	RAIGAD	0	1507	0	1005	0	415
26	RATNAGIRI	0	51	0	165	0	128
27	SANGLI	0	163	0	680	0	284
28	SINDHUDURG	0	5	0	52	0	21
29	SOLAPUR	0	563	0	1350	0	560
30	THANE	0	975	0	232	0	128
31	WARDHA	0	522	0	914	0	253
32	WASHIM	0	578	0	1509	0	721
33	YAVATMAL	0	1626	0	3798	0	1131
34	SATARA	-2	920	0	298	0	202
	Total	0	38795	0	81477	0	31533

प्रधानमंत्री आवास योजना ग्रामीण - Delayed Houses

■ पहिला हप्ता मिळाल्यानंतर १२ महिने उलटूनही अपूर्ण घरकुले
 ■ पहिला हप्ता मिळाल्यानंतर १८ महिने उलटूनही अपूर्ण घरकुले
 ■ पहिला हप्ता मिळाल्यानंतर १० दिवसानंतरही दुसरा हप्ता न मिळालेली घरकुले
 ■ दुसरा हप्ता मिळाल्यानंतर १० दिवसानंतरही तिसरा हप्ता न मिळालेली घरकुले
 ■ तिसरा हप्ता मिळाल्यानंतर १० दिवसानंतरही अपूर्ण घरांची संख्या

जिल्हा	पहिला हप्ता मिळाल्यानंतर १२ महिने उलटूनही अपूर्ण घरकुले	पहिला हप्ता मिळाल्यानंतर १८ महिने उलटूनही अपूर्ण घरकुले	पहिला हप्ता मिळाल्यानंतर १० दिवसानंतरही दुसरा हप्ता न मिळालेली घरकुले	दुसरा हप्ता मिळाल्यानंतर १० दिवसानंतरही तिसरा हप्ता न मिळालेली घरकुले	तिसरा हप्ता मिळाल्यानंतर १० दिवसानंतरही अपूर्ण घरांची संख्या
AHMEDNAGAR	2605	1536	3036	1672	32
AKOLA	3991	3092	3599	1064	626
AMRAVATI	7309	4925	6905	1766	1157
AURANGABAD	3495	2082	4360	1371	702
BEED	4630	1746	6145	2268	556
BHANDARA	7364	4296	4117	1082	2607
BULDHANA	3667	1895	4156	1409	835
CHANDRAPUR	3540	1779	3117	987	702
DHULE	8728	3894	5697	2616	1896
GADCHIROLI	4163	2213	2002	1413	1351
GONDIA	1824	1500	2850	1418	202
HINGOLI	1887	635	2424	807	155
JALGAON	9551	6225	10664	2466	611
JALNA	2487	1003	3068	1669	436
KOLHAPUR	1849	610	1789	568	146
LATUR	1287	650	3142	894	96
NAGPUR	3154	2153	2485	845	637
NANDED	11650	8202	15103	3380	390
NANDURBAR	15195	9796	7213	5817	6325
NASHIK	7416	3356	4701	2412	1714
OSMANABAD	1929	556	1584	2394	12
PALGHAR	1523	546	1293	824	913
PARBHANI	1232	662	3975	1322	124
PUNE	2524	1606	1899	711	614
RAIGAD	692	325	423	271	167
RATNAGIRI	339	28	256	202	143
SANGLI	3120	2032	2787	820	304
SATARA	623	246	594	376	245
SINHDURG	140	54	137	106	33
SOLAPUR	5363	4189	5169	1483	653
THANE	722	169	442	232	307
WARDHA	1120	652	957	504	226
WASHIM	1398	746	2231	1129	50
YAVATMAL	7391	3897	6371	2533	2017